

Annual Report FY 2009/2010

VISION -- OUR COMMUNITIES ARE HUNGER FREE

THE MISSION OF THE FOOD BANK OF THE ALBEMARLE IS TO FIGHT HUNGER AND POVERTY IN NORTHEAST NORTH CAROLINA.

Dear Friends, As you read through this annual report, we hope you will be impressed and maybe somewhat amazed by what you have helped us do this last year as well as the Food Bank's contributions to our communities. Together, we provided over 4,176,000 pounds of food -- the equivalent of 3,262,500 meals. Together, we provided about five pounds of food, or four meals, for every donated dollar. We know you will dig into the details later in this report.

We ask you to also take a step back from the numbers and imagine. Try to see the smiles we see and thanks we hear when our agencies provide food to a young family that is struggling to pay their utility or medical bills and just doesn't have enough left over for food. You may be able to hear the sigh of relief when we can provide food for the elderly client who suddenly finds that since a grandchild has moved in they can't afford to put healthy meals on the table or that their already meager social security benefit or pension is no longer enough for even their modest lifestyle. Revel with us as you anticipate the increased energy the children get because we partner with the school system and provide snacks for those participating in after school education programs.

Board of Directors

Phil Johnson, President,
Perquimans County
Scott Helt, Vice President,
Pasquotank County
Thomas Quance, Treasurer,
Perquimans County
Peggy Corbell-Langley, Secretary,
Dare County
Holly Cook Wood, Past President
Pasquotank County
Mark B. Campbell, Paulette Edmunds,
Debra Perkins, Margaret M. Young,
Ph.D., Pasquotank County
Jackie Bennett Gilliam, Martin County
Robert G. Justiss, Currituck County

Staff

Liz Reasoner, Executive Director
Patty Phillips, Director of Operations
Cee Cee Petruncio, Director of Finance/
Human Relations
John McLaughlin, Resource Development
Director
Troy Jerkins, Warehouse Supervisor
Linwood McCleave, Nate Perry, Tony
McLawnhorn, Betty Simmons, Warehouse
Workers/Drivers
Faye Knowles, Customer Service
Ethel Staten, Tessie Banks,
Agency Relations
Robin Kelly-Goss, Garden Coordinator
Laura Williams, Intake Coordinator
Clifton Griffin, Food Resource Coordinator

On the inside --

- FY 09/10 Revenue, page 2
- Agencies, page 3
- Core values, page 4
- FY 09/10 Expenses, page 5



We make other contributions to our communities that are often unseen. Your Food Bank employs 15 full and part time individuals to acquire food, stage it, and provide it to agencies or distribute it via the mobile food party. While the salaries are far from lavish, each of those employees buys groceries, pays utility bills, and shops in area stores -- in short, contributes to sustaining our area economy. Additionally, many are active in the community supporting local churches, organizations, and often other non-profit organizations.

Your Food Bank bought over 12,104 gallons of gasoline and diesel fuel last year in order to deliver food to agencies in a 15 county area. We purchased business and employee insurance from local offices, and we bank locally. And, of course, when something breaks or continuing maintenance or service is required, we are most often able to call on local experts to solve our problems.

But, our contributions and partnerships go even further. We could not exist without volunteers and the extraordinary services they provide. We have a cadre of 32 men and women who are always there for us, and we hope they know that we are there for them. We also provide volunteer opportunities for groups who are working on school or church projects. We are typically able to accommodate community service volunteers who are with us to get past a "pothole" in their road, and we work with the schools to help students grow and learn by working in a real, vibrant, and important business. Our most important job is our mission -- helping the hungry and needy in northeast North Carolina. We never lose sight of that as we live, work, and grow in our communities.

Thank you for all that you do!



Liz Reasoner

Phil Johnson

Providing food and hope

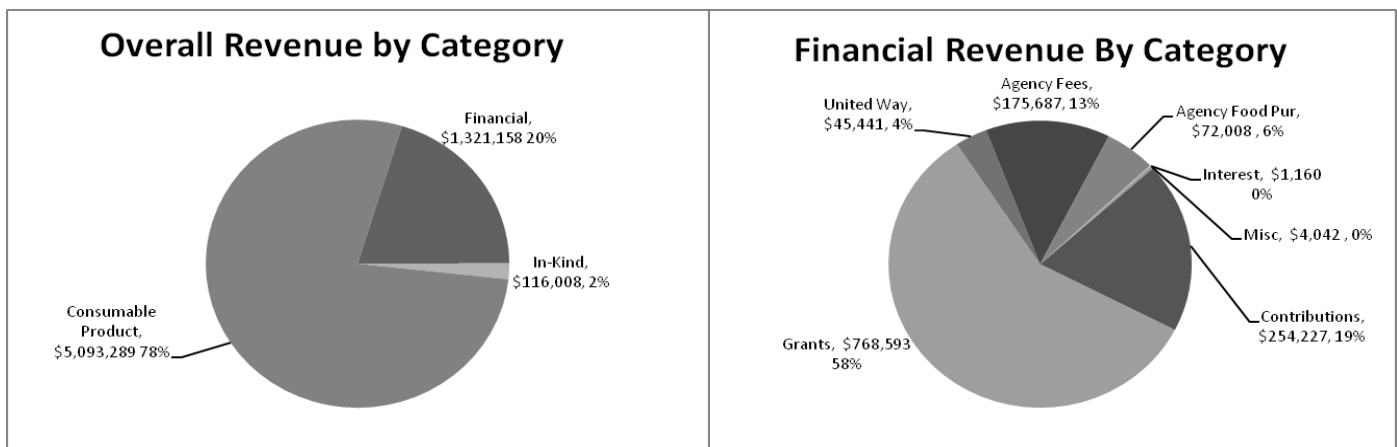
When reviewing our performance it is easy to become absorbed by the things that are easily measured – numbers of pounds of food donated and delivered, shelves filled and emptied, cubic feet occupied – but not really appreciate their significance. As we learn more, we begin to understand that pounds of food, while an indicator, isn't the key element that conclusively describes the operation of providing emergency food. For example, pounds of food distributed indicates great need, but really doesn't help us understand how much it means to get or provide desperately needed nutrition.

Our donors and supporters do so much to make it possible for us to help feed the hungry and needy, and we want to help you, and everyone in our communities, to better understand the “intangible things” that go hand-in-hand with providing emergency food assistance. Those are the “things” that go beyond the performance numbers and the quantifiable measurements and facts that are easy to provide and grasp.

One of our dedicated volunteers mentioned the reward he receives from helping out at the Food Bank by saying, “you can see the thanks in the clients’ eyes”. Another volunteer reports that they never cease to be taken aback, when one of the clients stops in the parking lot and eats some of the food before they even leave the premises. Sometimes being hungry means you just can't wait.

To begin to really understand how it is possible to reach so many people with emergency food, it is necessary to be aware of the often hidden components of the emergency food distribution system. Last year, over 200 volunteers, just at the Food Bank alone, sorted, packaged food, loaded carts, interviewed and assisted clients, and distributed food. Hundreds of other volunteers, serving at over 100 fixed and mobile distribution sites took the same actions and made similar contributions. They were out when the weather was blistering hot and bone-chilling cold. They greeted the hungry, sometimes people who had lined up hours in advance, with a smile, a helping hand, and genuine compassionate respect.

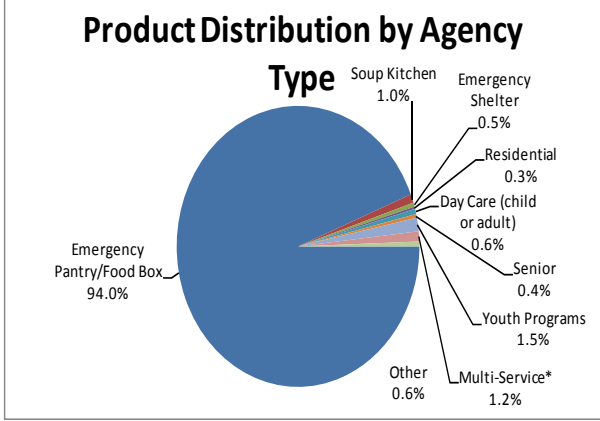
Behind these “frontline” troops there are individuals, organizations, governments, foundations, and congregations that provide the food and funds. In FY09/10, your Food Bank received support in the categories shown below. 1,718 individuals, 75 churches, 169 businesses, and 85 organizations, foundations, and government agencies financially aided the Food Bank. Additionally, 207 separate food donors provided food. Thank you to all. We are not in this alone, and we certainly can not do it alone. The two charts that follow tell the story.



Add to all of that a staff that is dedicated to adding value to all of the resources we receive and a board of directors that provides unflinching guidance, and you can get insight into the hard work and dedication at your Food Bank.

FY09/10 Food Bank Distribution by County

Beaufort Cty - 646,011 lbs - 15.5% Beebee Chapel Deeper Life Ministries Eagles Wings Last Days Tabernacle Church Loving Union Day Care Loving Union Food Pantry Macedonia Church of Christ Mt. Gilead Outreach Ministry Mother of Mercy Martha Project Maranatha SDA Church Food Pantry PBLA St. John's Disciples of Christ St. John's Missionary Baptist Washington Shelter and Kitchen
Bertie Cty - 355,996 lbs - 8.5% Askewville Community Food Pantry All God's Children UMC Ebenezer Assembly of God First Baptist Powellsville Good Shepherd Food Pantry of Lewiston-Woodville ASP Lewiston-Woodville Food Pantry Mount Ararat Baptist Church Metropolitan Church of God Mt. Olive Missionary Church St. Johns 2nd Baptist Church
Camden Cty - 130,031 lbs - 3.1% Camden Food Panty Mobile Food Pantry South Mills Mt. Zion COGIC NCDC- Center New Sawyer's Creek Baptist Church Rosa Mae's Network
Chowan Cty - 165,295 lbs - 4% Boys & Girls Club of Edenton Edenton Chowan Food Pantry Mobile Food Pantry Chowan Pleasant Grove Soup Kitchen Shalom International Church
Currituck Cty - 123,733 lbs - 3% Animal Lovers Assistance League Fellowship Baptist Church Lower Currituck Food Pantry Mobile Food Pantry Currituck Mobile Food Pantry Moyock Pilmoor Memorial Food Pantry
Dare Cty - 303,750 lbs - 7.3% Beach Food Pantry Cape Hatteras United Methodist Food for Thought Backpack Lifeboat Community Food Pantry Mobile Food Pantry Collington Mobile Food Pantry Manns Harbor Mount Olivet United Methodist
Gates Cty - 164,219 lbs - 3.9% Ballard's Grove Baptist Church Ballards Grove Soup Kitchen Gates County Emergency Ministries Mobile Food Pantry Gates County Upper Room Assembly
Hertford Cty - 321,154 lbs - 7.7% Ahoskie Food Pantry Calvary Missionary Baptist Church Faith Tabernacle Church Hazel Privott Community Outreach Mount Sinai Baptist Church



Approximately 29% of the food acquired by the Food Bank was donated by local donors. This category includes food donated by retailers such as Farm Fresh, Food Lion, WAL-MART, area produce stands, smaller retailer, and dining facilities. The Food Bank picks up donations from eight retailers each week, and as a result of their affiliation with the Food Bank, 21 agencies pick up food from their local retailers. Additionally, we are thrilled that 293 local organizations and churches donated last year. Hundreds of individuals' donations rounded out our program.

There were an average of 83 deliveries of food and product per month to separate agencies during the fiscal year. Agencies pick up 30% of the time at the Food Bank. The remainder is delivered by the Food Bank. The average product weight of each of our delivery vehicles when it leaves the Food Bank is 5,140 pounds. Ninety-three percent of our agencies are located in rural areas. Only seven percent are located in urban areas. Agencies contribute to the cost of operating the Food Bank, and when product is delivered pay a nominal delivery fee.

The food provided by the Food Bank comes from a number of general sources. The State of NC's nutritional assistance program provided 20%. The Emergency Food Assistance Program provided 24%. Donated produce from the local area accounted for 45%. Finally, other sources helped with 11%.

The following agency has joined the Food Bank team since July 1, 2010 -- The Potters Village, Bertie County

Hertford Cty (cont.) New Haven Baptist Church St. Pauls Church of Murfreesboro Soul Saving Station Zion Grove Missionary Baptist
Hyde Cty - 84,212 lbs - 2% Mobile Food Pantry Englehard Mobile Food Pantry Scranton Mobile Food Pantry Swans Quarter
Martin Cty - 346,056 lbs - 8.3% BMB Shelter Home Back Swamp Church of Christ Bibleway Project Relief Everette Baptist Church Faith Community Outreach, Inc. Full Gospel Way of the Cross Heal Task Force/Promise Land Holy Trinity Catholic Church Liberty Christian Martin Co. Council of Aging Unlimited Care Inc
Northampton Cty - 79,623 lbs - 1.9% Big Heart Pantry Big Heart Soup Kitchen Chanoke Area Development Mobile Food Pantry Jackson CADA Mobile Food Pantry Zoar Missionary Baptist Church
Pasquotank Cty - 858,388 lbs - 20.6% Albemarle Food Pantry Albemarle Resource Center Central Elementary School Cann Memorial Presb. Church Church of God of Prophecy Daybreak/Dist. Health Center Father Unity Christian Ministries Foreshadow Academy Girls Inc of the Albemarle Junior Adult & Children's JC Sawyer Elementary School New Beginnings Solid Foundation Newbegun United Methodist Ch Winnie Wood Child Care Center Northside Elementary School Pasquotank Elementary School P.W. Moore Elementary School Salvation Army Samuel Chapel Baptist Church Sheep Harney Elementary School St. Stephens Day Care St. Stephens Soup Kitchen The First Baptist Church Weeksville Elementary School Wesley Hospitality House
Perquimans Cty - 211,546 lbs - 5.1% Bagley Chapel Church Mobile Food Pantry Perquimans New Hope UMC Open Door Perquimans Cty
Tyrrell Cty - 152,852 lbs - 3.7% Church Road Emergency Food Closet Mobile Food Pantry Tyrrell County
Washington Cty - 255,526 lbs - 6.1% Mobile Food Pantry Washington Open Door Christian Ministries Peoples Faith Chch of God in Christ Plymouth Food Pantry

As we look to the future

Our report to you about fiscal year 2009/2010 can not be viewed nor understood solely in the context of that fiscal year. Certain events made the year unique -- high region-wide unemployment rates; a deepening, broad, severe recession; and the availability of Federal stimulus dollars to provide more food.

Our **core values**, adopted by our Board of Directors in 2008, guided our responses to these challenges and helped us formulate our plans for the next two years. These core values are **stewardship, urgency, collaboration, compassion, ethical, excellence, and diversity**. We will continue to strive to improve in each of these areas, and you can expect us to update you periodically on our progress. As friends of the Food Bank you should expect no less from us.

Stewardship -- We are challenged by the potential for reduced government support at all levels and many of our very generous supporters face similar challenges in their own businesses and lives. We have begun, with Feeding America's assistance, a complete evaluation of our fundraising program with an eye toward ensuring that even in hard times we will have sufficient resources to support emergency feeding programs.

Urgency -- People need help now. We are working diligently to expand our resources and capabilities. To ensure that food is available to as many people as possible, we are partnering with the other North Carolina Food Banks to encourage and facilitate participation in the Supplemental Nutrition Assistance Program (food stamps). We have received a grant to hire a full-time individual, through September 2011, to assist in this outreach in Pasquotank County.

Collaboration -- We can not and do not attempt to operate alone. Similarly, we know we do not have all the answers to mitigate the challenges of hunger in northeast North Carolina. We are committed to treating our agencies and the other non-profits in our region as partners. For the first time, we are bringing the annual Agency Day presentations closer to the agencies. Instead of meeting only at the Food Bank, we will host three area meetings. Each one will be designed to collaborate with agencies in 5 rather than all 15 counties. Secondary goals are to increase the visibility of the collaboration in the Agencies' home counties as well as provide an opportunity for the public to become more aware of hunger in their communities and our collective actions to mitigate the effects. Additionally, we are continuing our partnership with the Elizabeth City Pasquotank Public Schools to bring afterschool snacks to children who are honing their math and reading skills.



Compassion -- We know there are people in our 15 counties who are underserved or un-served. One in six is in poverty, unemployment exceeds 10%. These individuals and their families are likely hungry at some point during the month. We are determined to work with our agencies and other organizations and churches in the region to reduce the risk of hunger and alleviate the suffering. We are now evaluating the incidences of poverty by ZIP codes verses our team's current performance in those ZIP codes. Using that information we will work to acquire local partners and sponsors to partner with us to reach more people through targeted distributions and agency establishment.

Ethical -- We will continue to be open in all of the things that we do. In that vein we welcome visits at any time to help you understand to operation of the Food Bank and its partner agencies.

Excellence -- We are committed to getting better every day. We will be most successful when we strive daily to improve our performance e.g. our delivery methodology -- the addition of the mobile food pantry. We welcome evaluation and ideas from Feeding America and other agencies to enable us to capitalize on best practices from across the network. We seek effective measurement tools to enable us to maintain direction and focus and openly discuss the options and alternatives.

Diversity -- Diversity means we will never discriminate in program design, hiring, or implementation based on any physical, religious, or unique characteristics or limitations of an individual or group. Hunger doesn't discriminate nor will we.

Planning dates

- April 19, the inaugural regional Agency Day. Instead of two Agency Days being held each year near the Food Bank, we are taking the event to our agencies. 2011 will see three separate agency days. Each will be held in a different county and agencies from five different counties will be invited to attend. Dates and locations for each will be posted on our website www.afoodbank.org.
- May 7, the letter carriers in our region will help us with the annual postal food drive
- June 14, Dine Out to Help Out 
- September, Hunger Action Month
- October 9, Walk for hunger 
- November, Hunger Free Families campaign

Reaching out and moving out

Have you ever tried going home from your “grocery store” riding a bicycle? That is a method of travel for some of the clients who visit the agencies your Food Bank helps support. Balancing moving grocery bags must be a challenge. They succeed because the need is so great.

The vast majority of the food the clients receive is provided to them through fixed and mobile food pantry (MFP) distributions. Many churches and non-profit organizations sponsor a pantry, receive food from the Food Bank and/or individual donations, and, on a set schedule, distribute the food to individuals needing emergency food assistance. There are 72 pantries. Approximately 80% of the product we provided was distributed by pantries.

But sometimes, there isn't an agency, a potential partner, or even a large

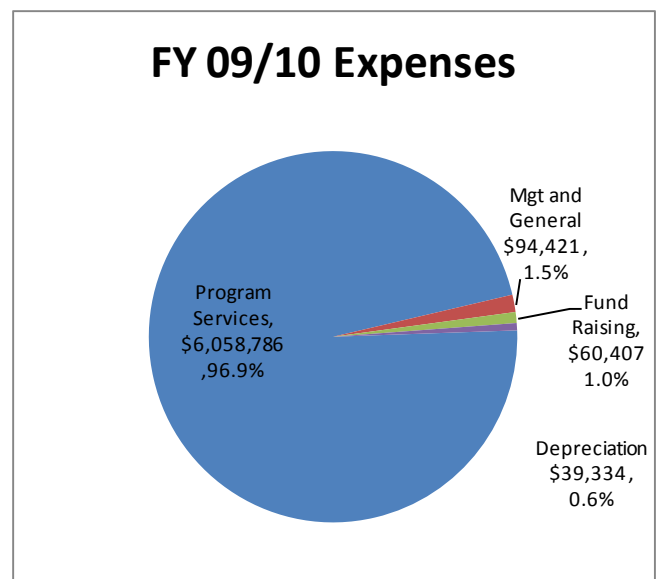


church in the vicinity of where emergency food is desperately needed. That is where our new MFP comes in. We bring the food to people by partnering with local churches or organizations who distribute the food in underserved or un-served communities. We are currently dispatching the MFP to ten of our counties at 14 distribution locations. Twelve percent of the product that we deliver is by the MFP.



The remainder of the food we provide is distributed through senior and child care programs, after school programs, a weekend backpack program, shelters, and soup kitchens.

As you evaluate our performance, you will find that we provided over 4,176,000 pounds of food in FY09/10. From the chart at the right, you can see that a remarkable percentage (96.9%) of our expenses are dedicated to our program. Only 3.1% of expenses are attributed to general management and fund raising. But, as we analyze our performance and look for ways to do things better, it becomes obvious that there are still many communities and households that are not being reached. Consequently, we have begun to analyze food distribution based on ZIP codes. We compare the percentage of households in poverty in the ZIP codes in our counties to the number of households served. We believe this will help us attain our immediate system wide goal of reaching 50% of the households in poverty and help us more efficiently and effectively assist agencies and the hungry and needy throughout our region.



The details behind the charts you see here are available for download and review at www.afoodbank.org.

Annual Report FY 09/10

Snapshots: Over 4,176,000 pounds of emergency food provided to over 100 member agencies and through 14 mobile food pantry distribution sites. Each donated dollar still enables us to provide about five pounds of food.

- Kraft Foods donated a mobile food pantry vehicle.
- We acquired new software to streamline our warehouse and financial accounting.
- 1/4 of the food we depend on comes from retail donors including Food Lion, WAL-MART, and Farm Fresh.
- Walk for Hunger, Dine Out to Help Out and two golfing events helped us provide food.
- Girl Scouts, Boy Scouts, and letter carriers collected thousands of pounds of food



Still going strong

As you can see from the chart on the right, last year was a period of significant growth for your Food Bank. Some of that growth was due to the food and dollars we received as a result of the Federal stimulus packages. But, when you dig deeper, the real story is that thanks to consistent donations, grant awards, government appropriations, and food and volunteer time, we were able to step up and meet many of the increasing needs brought out by the recession.

We work hard to maintain your trust. And collectively, we all have to be proud when we hear from one of our senior citizens, whose only income

is \$600/month, who states that being able to get food from an agency of the Food Bank is the “best thing that ever happened to her.” When asked why, she said. “We didn’t have food growing up as children. I don’t ever want to go through that again.” Together we are providing real food to real people.

“Financial information about this organization and a copy of its license are available from the State

Support and Revenue vs. Expenses FY05-06 through FY 09-10

